

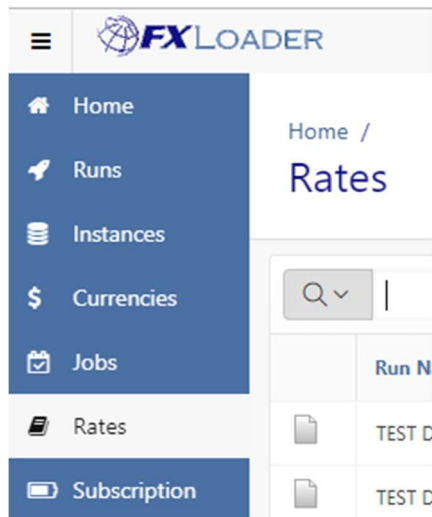
Rates Extract

When

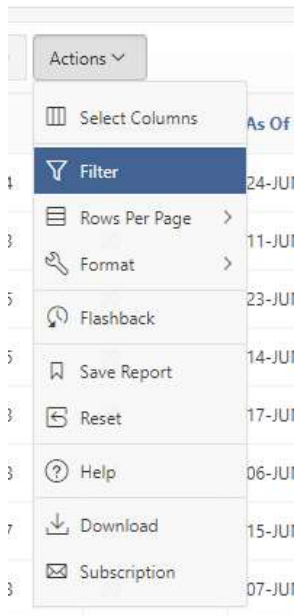
This guide shows you how to extract a csv file of rates loaded by FXLoader.

Steps

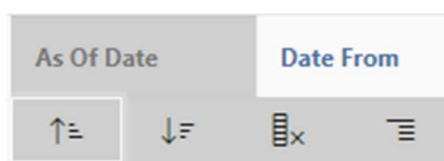
1. Log into the FXLoader Cloud Service and select Rates from the menu on the left



2. Use the Filter function in the Actions menu to filter which rates you want to extract.



3. Rates can be ordered by clicking on the column headings.



4. From the Actions menu select Download, and then choose CSV

Ru

Go	Rows	All	Actions	
currency	To Currency		Select Columns	Load
	AUD		Filter	1.5:
	CAD		Rows Per Page	> 1.5:
	CHF		Format	> 1.1:
	GBP		Flashback	.85:
	HKD		Save Report	8.8:
	ILS		Reset	4.0:
	INR		Help	78.:
	MXN		Download	21
	SGD		Subscription	1.5:
	USD			1.1: