

## Bloomberg Setup

### When

If you want to use Bloomberg as the source of FX rates, there is some initial setup needed. The steps below are only needed for the initial setup and to reset the credentials when they expire after 18 months, or when any of the elements change.

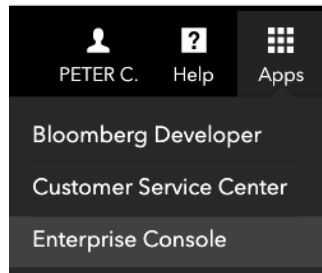
### Background

Bloomberg is available as a source of FX rates within the FXLoader Cloud Service, using the Bloomberg Hypermedia API (HAPI) web services.

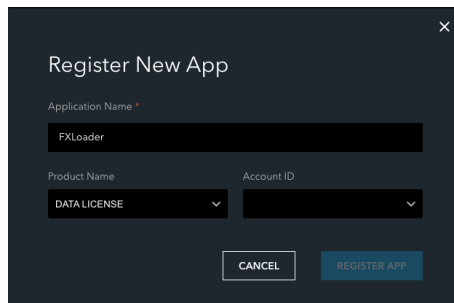
This requires some initial setup within the Bloomberg Data <GO> Portal and the FXLoader Cloud Service.

### Steps in Bloomberg Enterprise Access Point (BEAP)

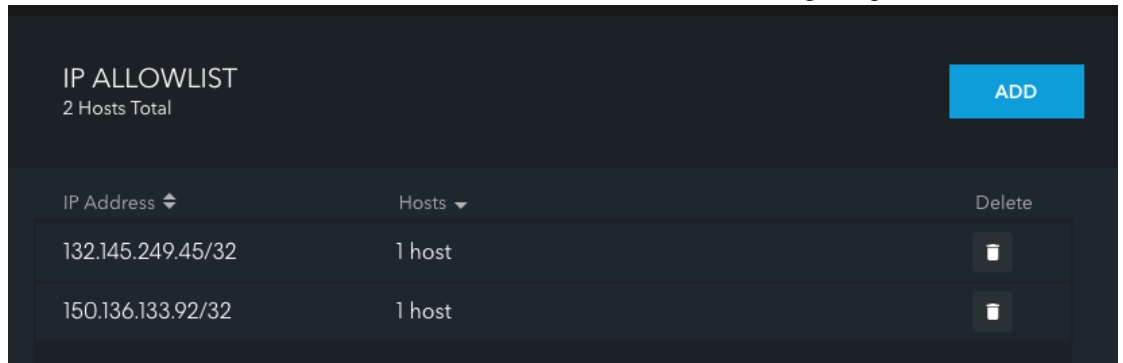
1. Check with Bloomberg that your license includes the Hypermedia API (HAPI), that you have a Bloomberg Data <GO> login, and your HAPI access includes the DATA LICENSE product.
2. Log in to Bloomberg Data <GO>, using the Chrome browser is recommended, click on the Apps link and select Enterprise Console



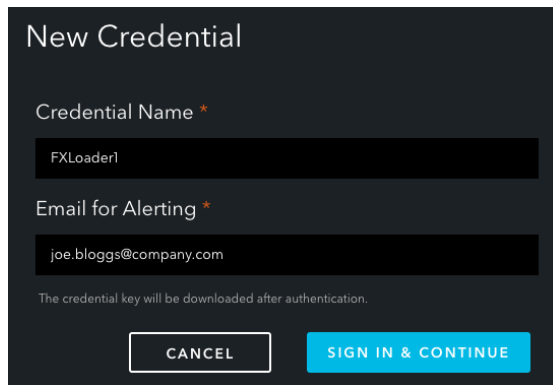
3. Click on REGISTER NEW APP and create an App called FXLoader, using Product DATA LICENSE and select your Account ID



4. Click on the new FXLoader App and enter the IP addresses of the FXLoader Cloud Service Production and Test environments in the IP ALLOWLIST section. Contact FXLoader to check you have the latest IP addresses



5. Click ADD in the CREDENTIALS section and create a new set of credentials using a name such as FXLoader1 and an email address to be alerted when the credentials are about to expire (they last for 18 months).



6. This will prompt you to sign in to Bloomberg Data <GO> again, then ask you to save the downloaded file credential.txt. Save the file in a safe location, you will need the client\_id and client\_secret from the file.

## Steps in FXLoader Cloud Service

1. Log in to the FXLoader Cloud Service, click on Subscriptions on the menu, click on the Start Date of your subscription, then click on Bloomberg HAPI source. Repeat for each Bloomberg HAPI source you have set up.

2. Enter the following fields:

API Key: enter the Client Secret from the credentials.txt file downloaded above

Username: enter your Bloomberg account number (DL number)

Password: enter the Client ID from the credentials.txt file downloaded above

Bloomberg Field List: enter PX\_LAST if you want to use that field for Mid rates, or leave blank if you want to use the default PX\_MID.

API Key <small>?</small> 74j4kj4huih4398434j	Username <small>?</small> 799999	Password <small>?</small> if rates service requires	Bloomberg Field List <small>?</small> PX_LAST
Updated 16-DEC-2021 12:50:17		By FXLCPETER	
<input type="button" value="Cancel"/>		<input type="button" value="Apply Changes"/>	